



LT Foods

LT FOODS LTD.

CORPORATE OFFICE

MVL-1 Park, 4th Floor Sector - 15, Gurgaon - 122001,
Haryana, India. T. +91-124-3055100 F. +91-124-3055199

CIN No. : L74899DL1990PLC041790

Regd. OFFICE

Unit - 134, 1st Floor, Rectangle-1, Saket District Center, Saket,
New Delhi-110017, India, T. +91-11-29565344 F. +91-11-29563099

REF: LTF/SE/2014-15/ 60

DATE: 12/01/2015

To,
The Department of Corporate Relations
Bombay Stock Exchange Limited (BSE)
Phiroze Jeejeebhoy Towers,
Dalal Street, Fort,
Mumbai 400 001.

Sub: Shareholding pattern for the quarter ended December 31, 2014 in compliance of clause 35 of the Listing Agreement.

Ref: Code-532783 Scrip ID: Daawat.

Dear Sir,

Please find enclosed the shareholding pattern for the quarter ended 31.12.2014 in compliance of Clause 35 of the Listing Agreement.


You are requested to take the same on your record.

Thanking you,

Yours truly,

For **LT FOODS LIMITED**


MONIKA CHAWLA JAGGIA
(Company Secretary & Compliance Officer)



www.ltgroup.in

DAAWAT

ROYAL



DEVAAYA

MY-MY

Statement Showing Shareholding Pattern

Table (I)(a)

Category / Shareholder Code	Number of Shareholders	Total Number Of Shares	Number of Shares held in Dematerialised form	As a Percentage of		Number of Shares otherwise encumbered	As a percentage
				(A+B)	(A+B+C)		
(I)	(II)	(III)	(IV)	(V)	(VI)	(VII)	(VIII) = (VII)/(IV) *100

(A) Shareholding of Promoter and Promoter Group²

1. INDIAN								
(a)	INDIVIDUAL/HUF	12	6548172	6548172	24.8084	24.8084	0	0.00
(b)	CENTRAL / STATE GOVERNMENTS)	0	0	0	0.0000	0.0000	0	0.00
(c)	BODIES CORPORATE	0	0	0	0.0000	0.0000	0	0.00
(d)	FINANCIAL INSTITUTIONS / BANKS	0	0	0	0.0000	0.0000	0	0.00
(e)	ANY OTHERS (Specify)							
(f)	DIRECTORS RELATIVES	2	8267588	8267588	31.3225	31.3225	0	0.00
(g)	GROUP COMPANIES	1	3098413	3098413	11.7386	11.7386	2500000	80.69
SUB TOTAL (A)(I) :		19	17914173	17914173	67.8695	67.8695	2500000	13.96
2. FOREIGN								
(a)	INDIVIDUAL	0	0	0	0.0000	0.0000	0	0.00
(b)	BODIES CORPORATE	0	0	0	0.0000	0.0000	0	0.00
(c)	INSTITUTIONS	0	0	0	0.0000	0.0000	0	0.00
(d)	QUALIFIED FOREIGN INVESTOR	0	0	0	0.0000	0.0000	0	0.00
(e)	ANY OTHERS (Specify)	0	0	0	0.0000	0.0000	0	0.00
SUB TOTAL (A)(2) :		0	0	0	0.0000	0.0000	0	0.00
Total holding for promoters (A)=(A)(1) + (A)(2)		19	17914173	17914173	67.8695	67.8695	2500000	13.96

(B) Public shareholding

1. INSTITUTIONS								
(a)	MUTUAL FUNDS / LTI	0	0	0	0.0000	0.0000	0	0.00
(b)	FINANCIAL INSTITUTIONS / BANKS	3	13584	13584	0.0515	0.0515	0	0.00
(c)	CENTRAL / STATE GOVERNMENTS)	0	0	0	0.0000	0.0000	0	0.00
(d)	VENTURE CAPITAL FUNDS	0	0	0	0.0000	0.0000	0	0.00
(e)	INSURANCE COMPANIES	0	0	0	0.0000	0.0000	0	0.00
(f)	FIS	1	3835015	3835015	14.5293	14.5293	0	0.00
(g)	FOREIGN VENTURE CAPITAL INVESTORS	0	0	0	0.0000	0.0000	0	0.00



Statement Showing Shareholding Pattern

Table (I)(a)

Category of Shareholder	Number of Shareholders	Total Number Of Shares	Number of Shares held in Dematerialised form		Total Shareholding as a percentage of total number of shares		Shares pledged or otherwise encumbered	As a percentage
			As a percentage of shares (A+3)	As a percentage of shares (A+B+C)	(IX) = (VIII)/(IV) *100			
(I)	(II)	(III)	(IV)	(V)	(VI)	(VII)	(VIII)	(IX)
(h) QUALIFIED FOREIGN INVESTOR	0	0	0	0	0.0000	0.0000	0	0.00
(i) ANY OTHERS (Specify)	0	0	0	0	0.0000	0.0000	0	0.00
SUB TOTAL (B)(I) :	4	3848599	3848599		14.5808	14.5808	0	0.00

B 2. Non-institutions


(a) BODIES/ CORPORATE INDIVIDUAL	242	452337	452337	1.7137	1.7137	0	0.00
(i) (CAPITAL UP TO Rs. 1 Lakh)	13734	2042814	1888492	7.7394	7.7394	0	0.00
(ii) (CAPITAL GREATER THAN Rs. 1 Lakh)	41	1978261	1978261	7.4548	7.948	0	0.00
(c) QUALIFIED FOREIGN INVESTOR	0	0	0	0.0000	0.0000	0	0.00
(d) ANY OTHERS (Specify)							
(i) TRUSTS	5	493	493	0.0019	0.0019	0	0.00
(ii) CLEARING MEMBER	44	12431	12431	0.0471	0.0471	0	0.00
(iii) DIRECTORS RELATIVES	0	0	0	0.0000	0.0000	0	0.00
(iv) EMPLOYEE	0	0	0	0.0000	0.0000	0	0.00
(v) NON RESIDENT INDIANS (NRI)	56	85416	85416	0.3388	0.3388	0	0.00
(vi) OVERSEAS BODIES CORPORATES	1	50000	0	0.1894	0.1894	0	0.00
(vii) UNCLAIMED SUSPENSE ACCOUNT	1	6494	6494	0.0246	0.0246	0	0.00
SUB TOTAL (B)(2) :	14124	4632246	4427924	17.5497	17.5497	0	0.00

Total Public Shareholding

(B)=(B)(1) + (B)(2)	14128	8489845	8276523	32.1305	32.1305	0	0.00
Total (A) + (B) :	14147	26395018	26190696	100.0000	100.0000	25000000	9.47

(C) Shares held by Custodians and against which Depository Receipts have been issued

(i) Promoter and Promoter Group	0	0	0	0.0000	0.0000	0	0.00
(ii) Public	0	0	0	0.0000	0.0000	0	0.00
SUB TOTAL (C)(1) :	0	0	0	0.0000	0.0000	0	0.00



Grand Total (A) + (B) + (C) 14147 26395018 26190696 100 100 100000 2500000 9.47

NOTES:


1) NAME NUMBER OF SHARES HELD & PERCENTAGE OF ENTITIES / PERSONS HOLDING MORE THAN 1% OF THE TOTAL SHARES OF THE COMPANY IS AS PER ANNEXURE

(1)(b) Statement showing holding of securities (including shares, warrants, convertible securities) of persons belonging to the category "Promoter and Promoter Group"

Sl. No	Name of the Shareholder	Total shares held		Encumbered shares (%)		Details of warrants		Details of convertible securities		Total shares (including underlying shares assuming full conversion of warrants and convertible securities) as a % of diluted share capital
		Number of shares	As a % of grand total (A)+(B)+(C)	Number	As a percentage (VI)-(VII)/100	Number of warrants held	As a % of total warrants of the same class	Number of convertible securities held	As a % of total convertible securities of the same class	
(I)	(II)	(III)	(IV)	(V)	(VI)-(VII)/100	(VIII)	(IX)	(X)	(XI)	(XII)
1	RAGHUVESH HOLDINGS PRIVATE LIMITED	3098413	11.7386	2500000	80.69	0	0	0	0	0
2	SURINDER ARORA	2820152	10.6844	0	0.00	0	0	0	0	0
3	ASHOK KUMAR ARORA	2742418	10.3899	0	0.00	0	0	0	0	0
4	ASHWANI ARORA	2723152	10.3 69	0	0.00	0	0	0	0	0
5	VIJAY KUMAR ARORA	1606320	6.0857	0	0.00	0	0	0	0	0
6	GURUCHARAN DASS ARORA	1573932	5.9630	0	0.00	0	0	0	0	0
7	VIJAY KUMAR ARORA	1117964	4.2355	0	0.00	0	0	0	0	0
8	GURUCHARAN DASS ARORA	1109520	4.2035	0	0.00	0	0	0	0	0
9	PARVESH RANI	680000	2.5762	0	0.00	0	0	0	0	0
10	VANDANA ARORA	104000	0.3940	0	0.00	0	0	0	0	0
11	MUNISH KUMAR ARORA	64366	0.2439	0	0.00	0	0	0	0	0
12	ABHINAV ARORA	63334	0.2399	0	0.00	0	0	0	0	0
13	GURUCHARAN DASS ARORA	63334	0.2399	0	0.00	0	0	0	0	0
14	ADITYA ARORA	63334	0.2399	0	0.00	0	0	0	0	0
15	RANJU ARORA	39534	0.1498	0	0.00	0	0	0	0	0
16	VANEET ARORA	16000	0.0606	0	0.00	0	0	0	0	0
17	GURSAJAN ARORA	12666	0.0480	0	0.00	0	0	0	0	0
18	ANITA ARORA	8734	0.0331	0	0.00	0	0	0	0	0
19	SAKSHI ARORA	7000	0.0265	0	0.00	0	0	0	0	0
TOTAL:		17914173	67.8695	2500000	13.96	94715	0	0	0	0

PRINTED ON : 02/01/2015

PAGE NO : 1



(1)(c)(i) Statement showing holding of securities (including shares, warrants, convertible securities) of persons belonging to the category "Public" and holding more than 1% of the total number of shares

Sr No	Name of the shareholder	Number of shares	Shares as a percentage of total number of shares (i.e. Grand Total (A) +(B)+(C) indicated in Statement at para (1) (a) above]	Details of warrants		Details of convertible securities		Total shares (including underlying shares assuming full conversion of warrants and convertible securities) as a % of diluted share capital
				Number of warrants held	As a % total number of warrants of the same class	Number of convertible securities held	% w.r.t. total number of convertible securities of the same class	
1	INDIA AGRIBUSINESS FUND LTD	3835015	14.5293	0	0	0	0	0
TOTAL :		3835015	14.5293	0	0	0	0	0

Printed Date : 02/01/2015


PAGE NO :

1

(1)(c)(ii) Statement showing holding of securities (including shares, warrants, convertible securities) of persons (together with PAC) belonging to the category "Public" and holding more than 5% of the total number of shares of the company.

SR NO	Name	Number of shares	Details of warrants	Details of convertible securities	Total shares (including underlying shares assuming full conversion of warrants and convertible securities) as a % of diluted share capital
1	INDIA AGRIBUSINESS FUND LTD	3835015	0	0	0
TOTAL :		3835015	0	0	0

Printed Date : 02/01/2015



(1)(d)

Statement showing details of locked-in shares

AS ON : 31/12/2014

Sr.No	Name of the shareholder	Number of locked-in shares	Locked-in shares as a percentage of total number of shares (i.e., Grand Total (A)+(B)+(C) indicated in Statement at para (1)(e) above)	Promoter / Promoter Group / Public
1				
TOTAL:				

(1)(e)

Statement showing details of Depository Receipts (DRs)

Sr.No	Type of Outstanding DR (ADRs,GDRs,SDRs etc)	No of Outstanding DRs	No of Shares underlying outstanding DRs	Shares underlying outstanding DRs as a Percentage of total number of shares (i.e Grand Total (A)+(B) + (C) Indicated in statement at para(1) (a) above)
1	GDRs			
TOTAL :				

(1)(b) Statement showing holding of Depository Receipts (DRs), where underlying shares held by promoter / promoter group are in excess of 1% of the total number of shares

Sr.No	Name of the DR Holder	Type of Outstanding DR (ADRs,GDRs,SDRs etc)	No of Shares underlying outstanding DRs	Shares underlying outstanding DRs as a Percentage of total number of shares (i.e Grand Total (A)+(B)+(C) Indicated in statement at Para (1)(a) above)
1				
TOTAL :				

