



# LT Foods

**LT FOODS LTD.**

**CORPORATE OFFICE**

MVL-1 Park, 4th Floor Sector - 15, Gurgaon - 122001,  
Haryana, India. T. +91-124-3055100 F. +91-124-3055199

CIN No. : L74899DL1990PLC041790

**Regd. OFFICE**

Unit - 134, 1st Floor, Rectangle-1, Saket District Center, Saket,  
New Delhi-110017, India, T. +91-11-29565344 F. +91-11-29563099

REF: LTF/SE/2015-16/ 53

DATE: 12/10/2015

To,  
The Department of Corporate Relations  
**Bombay Stock Exchange Limited (BSE)**  
Phiroze Jeebhoy Towers,  
Dalal Street, Fort,  
Mumbai 400 001.

**Sub: Shareholding pattern for the quarter ended September 30, 2015 in compliance of clause 35 of the Listing Agreement.**

**Ref Code-532783 Scrip ID: Daawat.**


Dear Sir,

Please find enclosed the shareholding pattern for the quarter ended 30.09.2015 in compliance of Clause 35 of the Listing Agreement.

You are requested to take the same on your record.

Thanking you,

Yours truly,  
For LT Foods Limited



  
**Monika Chawla Jaggia**  
**Company Secretary & Compliance Officer**  
**Membership No. F5150**  
**Address: 4<sup>th</sup> Floor, MVL-I Park, Sector-15, Gurgaon-122001**

[www.ltgroup.in](http://www.ltgroup.in)

**DAAWAT**

**ROYAL**




**DEVAAYA**

**MY-MY**

Name of the Company : LT FOODS LIMITED  
 Script Code, Name of the scrip, class of security :  
 Quarter ended : 30/09/2015

Partly paid-up shares :-	No. of partly paid-up shares	As a % of total no. of partly paid-up shares	As a % of total no. of shares of the company
Held by promoter/ promoter group		0.00	0.00
Held by public		0.00	0.00
<b>Total</b>	<b>0</b>	<b>0.00</b>	<b>0.00</b>
Outstanding convertible securities	No. of outstanding securities	As a % of total no. of outstanding convertible securities	As a % of total no. of shares of the company, assuming full conversion of the convertible securities
Held by promoter/ promoter group		0.00	0.00
Held by public		0.00	0.00
<b>Total</b>	<b>0</b>	<b>0.00</b>	<b>0.00</b>
Warrants	No. of Warrants	As a % of total no. of Warrants	As a % of total no. of shares of the company, assuming full conversion of warrants
Held by promoter/ promoter group	0	0.00	0.00
Held by public	0	0.00	0.00
<b>Total</b>	<b>0</b>	<b>0.00</b>	<b>0.00</b>
Total paid-up capital of the company, assuming full conversion of warrants convertible securities Total (A+B+C)+ D+E+F)	26433382		100.00



**Statement Showing Shareholding Pattern**

Table (I)(a)

Category of Shareholder	Number of Shareholders	Total Number of Shares	Number of Total Shareholding as a percentage of total number of Dematerialised shares		Shares Pledged or otherwise encumbered	As a percentage (DX) = (VIIID)/(VI) *100		
			As a Percentage of (A+B)	As a Number Percentage of shares (A+B+C)				
(I)	(II)	(III)	(IV)	(V)	(VI)	(VII)	(VIII)	(IX)

**(A) Shareholding of Promoter and Promoter Group2**

**1. INDIAN**

(a) INDIVIDUAL / HUF	14	6548172	6548172	24.7534	24.7534	0	0.00
(b) CENTRAL / STATE GOVERNMENT(S)	3	0	0	0.0000	0.0000	0	0.00
(c) BODIES CORPORATE	3	0	0	0.0000	0.0000	0	0.00
(d) FINANCIAL INSTITUTIONS / BANKS	3	0	0	0.0000	0.0000	0	0.00
(e) ANY OTHERS (Specify)							
(f) DIRECTORS RELATIVES	4	8267588	8267588	31.2532	31.2532	0	0.00
(g) GROUP COMPANIES	1	3098413	3098413	11.7126	11.7126	2500000	80.69
<b>SUB TOTAL (A)(1) :</b>	<b>19</b>	<b>17914173</b>	<b>17914173</b>	<b>67.7193</b>	<b>67.7193</b>	<b>2500000</b>	<b>13.96</b>

**2. FOREIGN**


(a) INDIVIDUAL	0	0	0	0.0000	0.0000	0	0.00
(b) BODIES CORPORATE	0	0	0	0.0000	0.0000	0	0.00
(c) INSTITUTIONS	0	0	0	0.0000	0.0000	0	0.00
(d) QUALIFIED FOREIGN INVESTOR	0	0	0	0.0000	0.0000	0	0.00
(e) ANY OTHERS (Specify)							
<b>SUB TOTAL (A)(2) :</b>	<b>0</b>	<b>0</b>	<b>0</b>	<b>0.0000</b>	<b>0.0000</b>	<b>0</b>	<b>0.00</b>

Total holding for promoters (A)-(A)(1) + (A)(2)

(B) Public shareholding

**1. INSTITUTIONS**

(a) MUTUAL FUNDS / UTI	0	0	0	0.0000	0.0000	0	0.00
(b) FINANCIAL INSTITUTIONS / BANKS	2	7554	7554	0.0286	0.0286	0	0.00
(c) CENTRAL / STATE GOVERNMENT(S)	0	0	0	0.0000	0.0000	0	0.00
(d) VENTURE CAPITAL FUNDS	0	0	0	0.0000	0.0000	0	0.00
(e) INSURANCE COMPANIES	3	0	0	0.0000	0.0000	0	0.00
(f) FITS	1	3835015	3835015	14.4971	14.4971	0	0.00
(g) FOREIGN VENTURE CAPITAL INVESTORS	0	0	0	0.0000	0.0000	0	0.00
<b>SUB TOTAL (A)(2) :</b>	<b>0</b>	<b>0</b>	<b>0</b>	<b>0.0000</b>	<b>0.0000</b>	<b>0</b>	<b>0.00</b>
<b>Total holding for promoters (A)-(A)(1) + (A)(2)</b>	<b>19</b>	<b>17914173</b>	<b>17914173</b>	<b>67.7193</b>	<b>67.7193</b>	<b>2500000</b>	<b>13.96</b>



**Statement Showing Shareholding Pattern**

Category of Shareholder	Number of Shareholders	Total Number Of Shares	Number of Total Shareholding as a		Shares Pledged or otherwise encumbered	As a Percentage (IX) = (VIII)/(IV) *100		
			Shares held in percentage of total number of Dematerialised shares from					
			As a Percentage of (A+B)	As a Percentage of (A+B+C)				
(I)	(II)	(III)	(IV)	(V)	(VI)	(VII)	(VIII)	(IX)

(b) QUALIFIED FOREIGN INVESTOR	0	0	0	0	0.0000	0.0000	0	0.00
(i) ANY OTHERS (Specify)	0	0	0	0	0.0000	0.0000	0	0.00
<b>SUB TOTAL (B)(I) :</b>	<b>3</b>	<b>3842569</b>	<b>3842569</b>	<b>3842569</b>	<b>14.5257</b>	<b>14.5257</b>	<b>0</b>	<b>0.00</b>

**B.2. Non-Institution**

(a) BODIES CORPORATE	228	507338	507338	507338	1.9178	1.9178	0	0.00
(b) INDIVIDUAL								
(i) CAPITAL UP TO Rs. 1 Lakh)	13927	1847495	1695073	1976773	6.9839	6.9839	0	0.00
(ii) CAPITAL GREATER THAN Rs. 1 Lakh)	44	1976773	1976773	1976773	7.4726	7.4726	0	0.00
(c) QUALIFIED FOREIGN INVESTOR	0	0	0	0	0.0000	0.0000	0	0.00
(d) ANY OTHERS (Specify)								
(i) TRUSTS	3	491	491	491	0.0019	0.0019	0	0.00
(ii) CLEARING MEMBER	57	15575	15575	15575	0.0589	0.0589	0	0.00
(iii) DIRECTORS	0	0	0	0	0.0000	0.0000	0	0.00
(iv) RELATIVES								
(v) EMPLOYEE	24	152002	152002	152002	0.5746	0.5746	0	0.00
(vi) NON RESIDENT INDIANS (NRI)	89	140672	140672	140672	0.5318	0.5318	0	0.00
(vii) OVERSEAS BODIES CORPORATES	1	50000	0	0	0.1890	0.1890	0	0.00
(viii) UNCLAIMED SUSPENSE ACCOUNT	1	6494	6494	6494	0.0245	0.0245	0	0.00
<b>SUB TOTAL (B)(2) :</b>	<b>14374</b>	<b>4696840</b>	<b>4494418</b>	<b>4494418</b>	<b>17.7550</b>	<b>17.7550</b>	<b>0</b>	<b>0.00</b>

**Total Public Shareholding**

(B)-(B)(1) + (B)(2)	14377	8539409	8336987	8336987	32.2807	32.2807	0	0.00
<b>Total (A) + (B) :</b>	<b>14396</b>	<b>26453583</b>	<b>26251160</b>	<b>26251160</b>	<b>100.0000</b>	<b>100.0000</b>	<b>2590000</b>	<b>9.45</b>

**(C) Shares held by Custodians and against which Depository Receipts have been issued**

(i) Promoter and Promoter Group	0	0	0	0	0.0000	0.0000	0	0.00
(ii) Public	0	0	0	0	0.0000	0.0000	0	0.00
<b>SUB TOTAL (C)(I) :</b>	<b>0</b>	<b>0</b>	<b>0</b>	<b>0</b>	<b>0.0000</b>	<b>0.0000</b>	<b>0</b>	<b>0.00</b>



Grand Total (A) + (B) + (C) 14396 26453682 26251160 100 100.0000 2500000 9.45


NOTES:  
1) NAME NUMBER OF SHARES HELD & PERCENTAGE OF ENTITIES / PERSONS HOLDING MORE THAN 1% OF THE TOTAL SHARES OF THE COMPANY IS AS PER ANNEXURE

(I)(b) Statement showing holding of securities (including shares, warrants, convertible securities) of persons belonging to the category "Promoter and Promoter Group"

Sl.No	Name of the Shareholder	Total shares held		Encumbered shares (%)		Details of warrants		Details of convertible securities		Total shares (including underlying shares assuming full conversion of warrants and convertible securities) as a % of diluted share capital	
		Number of shares	As a % of grand total (A)+(B)+(C)	Number	As a percentage	Number of warrants of sub-class (I)(a)	As a % of total number of warrants of the same class	Number of convertible securities held	As a % of total convertible securities of the same class		
(I)	(II)	(III)	(IV)	(V)	(VI)=(V)/(III)* 100	(VII)	(VIII)	(IX)	(X)	(XI)	(XII)
1	RAGHUVESH HCLDING PRIVATE LIMITEE	3098413	11.7126	2500000	80.69	9.45	0	0	0	0	0
2	SURINDER ARORA	2820152	10.6608	0	0.00	0.00	0	0	0	0	0
3	ASHOK KUMAR ARORA	2742418	10.3669	0	0.00	0.00	0	0	0	0	0
4	ASHWANI ARORA	2723152	10.2941	0	0.00	0.00	0	0	0	0	0
5	VIJAY KUMAR ARORA	1606320	6.0722	0	0.00	0.00	0	0	0	0	0
6	GURUCHARAN DASS ARORA	1573532	5.9498	0	0.00	0.00	0	0	0	0	0
7	VIJAY KUMAR ARORA	1117964	4.2261	0	0.00	0.00	0	0	0	0	0
8	GURUCHARAN DASS ARORA	1109520	4.1942	0	0.00	0.00	0	0	0	0	0
9	PARVESH RANI	680000	2.5705	0	0.00	0.00	0	0	0	0	0
10	VANDANA ARORA	104000	0.3931	0	0.00	0.00	0	0	0	0	0
11	MUNISH KUMAR ARORA	64366	0.2433	0	0.00	0.00	0	0	0	0	0
12	GURUCHARAN DASS ARORA	63334	0.2394	0	0.00	0.00	0	0	0	0	0
13	ABHINAV ARORA	63334	0.2394	0	0.00	0.00	0	0	0	0	0
14	ADITYA ARORA	63334	0.2394	0	0.00	0.00	0	0	0	0	0
15	RANJU ARORA	39534	0.1494	0	0.00	0.00	0	0	0	0	0
16	VANBET ARORA	16000	0.0605	0	0.00	0.00	0	0	0	0	0
17	GURSAJAN ARORA	12666	0.0479	0	0.00	0.00	0	0	0	0	0
18	ANITA ARORA	8734	0.0330	0	0.00	0.00	0	0	0	0	0
19	SAKSHI ARORA	7000	0.0265	0	0.00	0.00	0	0	0	0	0
<b>TOTAL :</b>		<b>1791473</b>	<b>67.7193</b>	<b>2500000</b>	<b>13.96</b>	<b>9.4505</b>	<b>0</b>	<b>0</b>	<b>0</b>	<b>0</b>	<b>0</b>

PRINTED ON : 05/10/2015

PAGE NO : 1



(I)(c)(i) Statement showing holding of securities (including shares, warrants, convertible securities) of persons belonging to the category "Public" and holding more than 1% of the total number of shares.

Sr.No	Name of the shareholder	Number of shares	Shares as a percentage of total number of shares (i.e., Grand Total (A) +(B)+(C) indicated in Statement at para (I) (a) above)	Details of warrants		Details of convertible securities		Total shares (including underlying shares assuming full conversion of warrants and convertible securities) as a % of diluted share capital
				Number of warrants held	As a % total number of warrants of the same class	Number of convertible securities held	% w.r.t. total number of convertible securities of the same class	
1	INDIA AGRI BUSINESS FUND LTD	3835015	14.4971	0	0	0	0	0
<b>TOTAL:</b>		<b>3835015</b>	<b>14.4971</b>	<b>0</b>	<b>0</b>	<b>0</b>	<b>0</b>	<b>0</b>

Printed Date : 10/5/2015


PAGE NO :

1

(I)(c)(ii) Statement showing holding of securities (including shares, warrants, convertible securities) of persons (together with PAC) belonging to the category "Public" and holding more than 5% of the total number of shares of the company.

SR.NO	Name	Number of shares	Details of warrants	Details of convertible securities	Total shares (including underlying shares assuming full conversion of warrants and convertible securities) as a % of diluted share capital
1	INDIA AGRI BUSINESS FUND LTD	3835015	0	0	0
<b>TOTAL:</b>		<b>3835015</b>	<b>0</b>	<b>0</b>	<b>0</b>

Printed Date : 10/5/2015



(f)(g)

Statement showing details of locked-in shares

AS ON : 30/09/2015

Sr No	Name of the shareholder	Number of Locked-in shares	Locked-in shares as a percentage of total number of shares (i.e., Grand Total (A)+(B)+(C) indicated in Statement at para (f)(a) above)	Promoter / Promoter Group / Public
1				
TOTAL:				

(ii)(e)

Statement showing details of Depository Receipts (DRs)

Sr.No.	Type of Outstanding DR (ADRs,GDRs,SDRs etc.)	No of Outstanding DRs	No of Shares underlying outstanding DRs	Shares underlying outstanding DRs as a Percentage of total number of shares (i.e Grand Total (A)+ (B) + (C) Indicated in statement at para(f) (a) above)
1	GDRs			
TOTAL:				

(ii) (b) Statement showing holding of Depository Receipts (DRs), where underlying shares held by 'promoter / promoter group' are in excess of 1% of the total number of shares.

Sr.No.	Name of the DR Holder	Type of Outstanding DR (ADRs,GDRs,SDRs etc.)	No of Shares underlying outstanding DRs	Shares underlying outstanding DRs as a Percentage of total number of shares (i.e Grand Total (A)+(B)+(C) Indicated in statement at Para (f) (a) above)
1				
TOTAL:				

