



LT Foods

LT FOODS LTD.

CORPORATE OFFICE

MVL-I Park, 4th Floor Sector - 15, Gurgaon - 122001,
Haryana, India. T. +91-124-3055100 F. +91-124-3055199

CIN No. : L74899DL1990PLC041790

Regd. OFFICE

Unit - 134, 1st Floor, Rectangle-1, Saket District Center, Saket,
New Delhi-110017, India, T. +91-11-29565344 F. +91-11-29563099

REF: LTF/SE/2015-16/ 02

DATE: 15/04/2015

To,
The Department of Corporate Relations
Bombay Stock Exchange Limited (BSE)
Phiroze Jeejeebhoy Towers,
Dalal Street, Fort,
Mumbai 400 001.

Sub: Shareholding pattern for the quarter ended March 31, 2015 in compliance of clause 35 of the Listing Agreement.

Ref: Code-532783 Scrip ID: Daawat


Dear Sir,


Please find enclosed the shareholding pattern for the quarter ended 31.03.2015 in compliance of Clause 35 of the Listing Agreement.

You are requested to take the same on your record.

Thanking you,

Yours truly,
For LT FOODS LIMITED


MONIKA CHAWLA JAGGIA
(Company Secretary & Compliance Officer)
Membership No F5150



www.ltgroup.in

DAAWAT




DEVAAYA

MY-MY

Name of the Company : LT FOODS LIMITED
 Scrip Code, Name of the scrip, class of security :

Quarter ended : 31/03/2015

Partly paid-up shares :-	No. of partly paid-up shares	As a % of total no. of partly paid-up shares	As a % of total no. of shares of the company
Held by promoter/ promoter group	0	0.00	0.00
Held by public	0	0.00	0.00
Total	0	0.00	0.00
Outstanding convertible securities	No. of outstanding securities	As a % of total no. of outstanding convertible securities	As a % of total no. of shares of the company, assuming full conversion of the convertible securities
Held by promoter/ promoter group		0.00	0.00
Held by public		0.00	0.00
Total	0	0.00	0.00
Warrants	No. of Warrants	As a % of total no. of Warrants	As a % of total no. of shares of the company, assuming full conversion of warrants
Held by promoter/ promoter group	0	0.00	0.00
Held by public	0	0.00	0.00
Total	0	0.00	0.00
Total paid-up capital of the company, assuming full conversion of warrants convertible securities			
Total (A+B+C)+ D+E+F)	26453582		100.00



Statement Showing Shareholding Pattern

Table (IXa)

Category of Shareholder	Number of Shareholders	Total Number of Shares	Number of Total Shareholding as a percentage of total number of Shares held in Dematerialised form		Number of Shares Pledged or otherwise encumbered	As a percentage of (IX)/(VII)*(100)		
			As a Percentage of (A+B)	As a Percentage of (A+B-C)				
(I)	(II)	(III)	(IV)	(V)	(VI)	(VII)	(VIII)	(IX) = (VII)/(VI) *100

(A) Shareholding of Promoter and Promoter Group²


1. INDIAN								
(a)	INDIVIDUAL / HUF	14	6548172	6548172	24.7534	24.7534	0	0.00
(b)	CENTRAL / STATE GOVERNMENT(S)	0	0	0	0.0000	0.0000	0	0.00
(c)	BODIES CORPORATE	0	0	0	0.0000	0.0000	0	0.00
(d)	FINANCIAL INSTITUTIONS / BANKS	0	0	0	0.0000	0.0000	0	0.00
(e)	ANY OTHERS (Specify)	4	8267588	8267588	31.2532	31.2532	0	0.00
(f)	DIRECTORS RELATIVES	1	3098413	3098413	11.7126	11.7126	2500000	80.69
(g)	GROUP COMPANIES	19	17914173	17914173	67.7193	67.7193	2500000	13.96
SUB TOTAL (A)(I) :								
			0	0	0.0000	0.0000	0	0.00
Total holding for promoters (A)-(A)(I) + (A)(2)								
		19	17914173	17914173	67.7193	67.7193	2500000	13.96

2. FOREIGN

(a)	INDIVIDUAL	0	0	0	0.0000	0.0000	0	0.00
(b)	BODIES CORPORATE	0	0	0	0.0000	0.0000	0	0.00
(c)	INSTITUTIONS	0	0	0	0.0000	0.0000	0	0.00
(d)	QUALIFIED FOREIGN INVESTOR	0	0	0	0.0000	0.0000	0	0.00
(e)	ANY OTHERS (Specify)	0	0	0	0.0000	0.0000	0	0.00
SUB TOTAL (A)(2) :								
		0	0	0	0.0000	0.0000	0	0.00


(B) Public shareholding

1. INSTITUTIONS								
(a)	MUTUAL FUNDS / UTI	0	0	0	0.0000	0.0000	0	0.00
(b)	FINANCIAL INSTITUTIONS / BANKS	3	8519	8519	0.0322	0.0322	0	0.00
(c)	CENTRAL / STATE GOVERNMENT(S)	0	0	0	0.0000	0.0000	0	0.00
(d)	VENTURE CAPITAL FUNDS	0	0	0	0.0000	0.0000	0	0.00
(e)	INSURANCE COMPANIES	0	0	0	0.0000	0.0000	0	0.00
(f)	FIS	1	3833015	3833015	14.4971	14.4971	0	0.00
(g)	FOREIGN VENTURE CAPITAL INVESTORS	0	0	0	0.0000	0.0000	0	0.00



Statement Showing Shareholding Pattern

Category of Shareholder	Number of Shareholders	Total Number of Shares	Number of Total Shareholding as a		As a Percentage of (A+B)	As a Percentage of (A+B+C)	As a Number of Shares	As a Percentage (VMD)(V) *100
			Shares held in Dematerialised form	Shares held in physical form				
(I)	(II)	(III)	(IV)	(V)	(VI)	(VII)	(VIII)	(IX)
(b) QUALIFIED FOREIGN INVESTOR	0	0	0	0	0.0000	0.0000	0	0.00
(i) ANY OTHERS (Specify)	0	0	0	0	0.0000	0.0000	0	0.00
SUB TOTAL (B)(I) :	4	3843534	3843534	145294	14.5294	14.5294	0	0.00
B.2. Non-institutions								
(a) BODIES CORPORATE INDIVIDUAL	235	460170	460170	17395	1.7395	1.7395	0	0.00
(b) CAPITAL UPTO TO Rs. 1 Lakh	13484	1911087	1759147	72243	7.2243	7.2243	0	0.00
(ii) (CAPITAL GREATER THAN Rs. 1 Lakh)	48	2161038	2161038	81692	8.1692	8.1692	0	0.00
(c) QUALIFIED FOREIGN INVESTOR	0	0	0	0.0000	0.0000	0.0000	0	0.00
(d) ANY OTHERS (Specify)								
(i) TRUSTS	3	491	491	0.0019	0.0019	0.0019	0	0.00
(ii) CLEARING MEMBER	64	18595	18595	0.0703	0.0703	0.0703	0	0.00
(iii) DIRECTORS RELATIVES	0	0	0	0.0000	0.0000	0.0000	0	0.00
(iv) EMPLOYEE	0	0	0	0.0000	0.0000	0.0000	0	0.00
(v) NON RESIDENT INDIANS (NRI)	51	87980	87980	0.3326	0.3326	0.3326	0	0.00
(vi) OVERSEAS BODIES CORPORATES	1	50000	0	0.1890	0.1890	0.1890	0	0.00
(vii) UNCLAIMED SUSPENSE ACCOUNT	1	6494	6494	0.0245	0.0245	0.0245	0	0.00
SUB TOTAL (B)(2) :	13887	4695875	4493935	177514	17.7514	17.7514	0	0.00
Total Public Shareholding (B)-(B)(1) + (B)(2)	13891	8539409	8337469	322807	32.2807	32.2807	0	0.00
Total (A) + (B) :	13910	26453582	26251642	100.0000	100.0000	100.0000	2500000	9.45
(C) Shares held by Custodians and against which Depository Receipts have been issued								
(i) Promoter and Promoter Group	0	0	0	0.0000	0.0000	0.0000	0	0.00
(ii) Public	0	0	0	0.0000	0.0000	0.0000	0	0.00
SUB TOTAL (C)(I) :	0	0	0	0.0000	0.0000	0.0000	0	0.00



Grand Total (A) + (B) + (C) 13918 26453892 36251642 100 100.0000 2500000 9.45

NOTES:
1) NAME NUMBER OF SHARES HELD & PERCENTAGE OF ENTITIES / PERSONS HOLDING MORE THAN 1% OF THE TOTAL SHARES OF THE COMPANY IS AS PER ANNEXURE

(I)(b) Statement showing holding of securities (including shares, warrants, convertible securities) of persons belonging to the category "Promoter and Promoter Group"


Sr.No	Name of the Shareholder	Total shares held		Encumbered shares (*)		Details of warrants		Details of convertible securities		Total shares (including underlying shares assuming full conversion of warrants and convertible securities) as a % of diluted share capital
		Number of shares	As a % of grand total (A)+(B)+(C)	Number	As a percentage (VI)=(V)/(III)* 100	Number of warrants held	As a % of total number of warrants of the same class (VII)=(VIII)/(IX)* 100	Number of convertible securities held	As a % of total number of convertible securities of the same class (X)=(XI)/(XII)* 100	
1	RAGHUVESH HOLDINGS PRIVATE LIMITED	3698413	11.7126	2500000	80.69	9.45	0	0	0	0
2	SURINDER ARORA	2820152	10.6608	0	0.00	0.00	0	0	0	0
3	ASHOK KUMAR ARORA	2742418	10.3669	0	0.00	0.00	0	0	0	0
4	ASHWANI ARORA	2723152	10.2941	0	0.00	0.00	0	0	0	0
5	VIJAY KUMAR ARORA	1606320	6.0722	0	0.00	0.00	0	0	0	0
6	GURUCHARAN DASS ARORA	1573932	5.9488	0	0.00	0.00	0	0	0	0
7	VIJAY KUMAR ARORA	1117964	4.2261	0	0.00	0.00	0	0	0	0
8	GURUCHARAN DASS ARORA	1109520	4.1942	0	0.00	0.00	0	0	0	0
9	PARVESH RANI	680000	2.5705	0	0.00	0.00	0	0	0	0
10	VANDANA ARORA	154000	0.3931	0	0.00	0.00	0	0	0	0
11	MUNISH KUMAR ARORA	54366	0.2433	0	0.00	0.00	0	0	0	0
12	ABHINAV ARORA	53334	0.2394	0	0.00	0.00	0	0	0	0
13	GURUCHARAN DASS ARORA	53334	0.2394	0	0.00	0.00	0	0	0	0
14	ADITYA ARORA	53334	0.2394	0	0.00	0.00	0	0	0	0
15	RANJU ARORA	39534	0.1494	0	0.00	0.00	0	0	0	0
16	VANEET ARORA	16000	0.0605	0	0.00	0.00	0	0	0	0
17	GURSAJAN ARORA	12666	0.0479	0	0.00	0.00	0	0	0	0
18	ANITA ARORA	8734	0.0330	0	0.00	0.00	0	0	0	0
19	SAKSHI ARORA	7000	0.0265	0	0.00	0.00	0	0	0	0
TOTAL:		179,4173	67.7193	2500000	13.96	9.4505	0	0	0	0

PRINTED ON: 02/04/2015

PAGE NO: 1

Print Date: 02/04/2015

Page 4 of 6



(f)(c)(i) Statement showing holding of securities (including shares, warrants, convertible securities) of persons belonging to the category "Public" and holding more than 1% of the total number of shares.

Sr.No	Name of the shareholder	Number of shares	Shares as a percentage of total (i.e. Grand Total (A) + (B) + (C) indicated in Statement at para (1) (a) above)	Details of warrants		Details of convertible securities		Total shares (including underlying shares assuming full conversion of warrants and convertible securities) as a % of diluted share capital
				Number of warrants	As a % total number of warrants of the same class	Number of convertible securities held	% w.r.t. total number of convertible securities of the same class	
1	INDIA AGRIBUSINESS FUND LTD	3835015	14.4971	0	0	0	0	0
TOTAL:		3835015	14.4971	0	0	0	0	0


Printed Date: 4/2/2015

PAGE NO: 1

(f)(c)(ii) Statement showing holding of securities (including shares, warrants, convertible securities) of persons together with PAC) belonging to the category "Public" and holding more than 5% of the total number of shares of the company.

SR NO	Name	Number of shares	Details of warrants	As a % total number of warrants of the same class	Number of convertible securities held	% w.r.t. total number of convertible securities of the same class	Total shares (including underlying shares assuming full conversion of warrants and convertible securities) as a % of diluted share capital
1	INDIA AGRIBUSINESS FUND LTD	3835015	14.4971	0	0	0	0
TOTAL:		3835015	14.4971	0	0	0	0

Printed Date: 4/2/2015



(1)(d)

Statement showing details of locked-in shares

AS ON : 31/03/2015

Sr No	Name of the shareholder	Number of locked-in shares	Locked-in shares as a percentage of total number of shares (i.e. Grand Total (A)+(B)+(C) indicated in Statement at para (1)(a) above]	Promoter / Promoter Group / Public
1				
TOTAL:				

(1)(e)

Statement showing details of Depository Receipts (DRs)

Sr.No	Type of Outstanding DR (ADRs,GDRs,SDRs etc.)	No of Outstanding DRs	No of Shares underlying outstanding DRs	Shares underlying outstanding DRs as a Percentage of total number of shares (i.e Grand Total (A)+(B) + (C) Indicated in statement at para(1) (a) above)
1	GDRs			
TOTAL:				

(1)(f) Statement showing holding of Depository Receipts (DRs), where underlying shares held by 'promoter / promoter group' are in excess of 1% of the total number of shares.

Sr.No	Name of the DR Holder	Type of Outstanding DR (ADRs,GDRs,SDRs etc.)	No of Shares underlying outstanding DRs	Shares underlying outstanding DRs as a Percentage of total number of shares (i.e Grand Total (A)+(B)+(C) Indicated in statement at Para (1) (a) above)
1				
TOTAL:				

