



LT Foods Ltd.

CORPORATE OFFICE

Plot No. 119, Sector 44, (Institutional Area), Gurgaon-122002,
Haryana, India. T. +91-124-3055100 F. +91-124-3055199

Regd. OFFICE

Unit - 134, 1st Floor, Rectangle-1, Saket District Center, Saket,
New Delhi-110017, India, T. +91-11-29565344 F. +91-11-29563099

REF: LTF/SE/2013-14/111

DATE: 10/10/2013

To,
The Department of Corporate Relations
Bombay Stock Exchange Limited (BSE)
Phiroze Jeejeebhoy Towers,
Dalal Street, Fort,
Mumbai 400 001.

Sub: Shareholding pattern for the quarter ended September 30, 2013 in compliance of clause 35 of the Listing Agreement.

Ref Code-532783 Scrip ID: Daawat.


Dear Sir,

Please find enclosed the shareholding pattern for the quarter ended 30.09.2013 in compliance of Clause 35 of the Listing Agreement.

You are requested to take the same on your record.

Thanking you,

Yours truly,
For **LT Foods Limited**


Authorized Signatory



www.ltgroup.in

DAAWAT

ROYAL



DEVAAYA


MY-MY

Name of the Company : LT FOODS LIMITED

Script Code/Name of the scrip, class of security :

Quarter ended : 30/09/2013

Partly paid-up shares :-	No. of partly paid-up shares	As a % of total no. of partly paid-up shares	As a % of total no. of shares of the company
Held by promoter/ promoter group	0.00	0.00	0.00
Held by public	0.00	0.00	0.00
Total	0	0.00	0.00
Outstanding convertible securities	No. of outstanding securities	As a % of total no. of outstanding convertible securities	As a % of total no. of shares of the company, assuming full conversion of the convertible securities
Held by promoter/ promoter group	0.00	0.00	0.00
Held by public	0.00	0.00	0.00
Total	0	0.00	0.00
Warrants	No. of Warrants	As a % of total no. of Warrants	As a % of total no. of shares of the company, assuming full conversion of warrants
Held by promoter/ promoter group	0	0.00	0.00
Held by public	0	0.00	0.00
Total	0	0.00	0.00
Total paid-up capital of the company, assuming full conversion of warrants convertible securities Total (A+B+C+ D+E+F)			
	25274667		100.00




Statement Showing Shareholding Pattern

Table (I)(a)

Category / Shareholder Code	Number of Shareholders	Total Number of Shares	Number of Shares held in Dematerialised form	As a Percentage of Total Shareholding as a percentage of total number of shares		Number of Shares Pledged or otherwise encumbered	As a Percentage of Total Number of Shares (VIII)/(V) *100
				(V)	(VI)		
(I)	(II)	(III)	(IV)	(V)	(VI)	(VII)	(IX) = (VIII)/(V)
(A) Shareholding of Promoter and Promoter Group²							
1. INDIAN							
(a) INDIVIDUAL/HUF	14	6548172	6548172	24.9220	24.9220	0	0.00
(b) CENTRAL / STATE GOVERNMENTS)	0	0	0	0.0000	0.0000	0	0.00
(c) BODIES CORPORATE	0	0	0	0.0000	0.0000	0	0.00
(d) FINANCIAL INSTITUTIONS / BANKS	0	0	0	0.0000	0.0000	0	0.00
(e) ANY OTHERS (Specify)	4	8267588	8267588	31.4660	31.4660	0	0.00
(f) DIRECTORS / RELATIVES	1	2275324	2275324	8.6398	8.6398	0	0.00
(g) GROUP COMPANIES	19	17091084	17091084	65.0478	65.0478	0	0.00
SUB TOTAL (A)(I) :							
2. FOREIGN							
(a) INDIVIDUAL	0	0	0	0.0000	0.0000	0	0.00
(b) BODIES CORPORATE	0	0	0	0.0000	0.0000	0	0.00
(c) INSTITUTIONS	0	0	0	0.0000	0.0000	0	0.00
(d) QUALIFIED FOREIGN INVESTOR	0	0	0	0.0000	0.0000	0	0.00
(e) ANY OTHERS (Specify)	0	0	0	0.0000	0.0000	0	0.00
SUB TOTAL (A)(I) :							
Total holding for promoters (A)-(A)(I) + (A)(2)	19	17091084	17091084	65.0478	65.0478	0	0.00
(B) Public shareholding							
1. INSTITUTIONS							
(a) MUTUAL FUNDS / UTI	0	0	0	0.0000	0.0000	0	0.00
(b) FINANCIAL INSTITUTIONS / BANKS	0	0	0	0.0000	0.0000	0	0.00
(c) CENTRAL / STATE GOVERNMENTS)	0	0	0	0.0000	0.0000	0	0.00
(d) VENTURE CAPITAL FUNDS	0	0	0	0.0000	0.0000	0	0.00
(e) INSURANCE COMPANIES	0	0	0	0.0000	0.0000	0	0.00
(f) FIIS	1	3835015	3835015	14.5959	14.5959	0	0.00
(g) FOREIGN VENTURE CAPITAL INVESTORS	0	0	0	0.0000	0.0000	0	0.00


Print Date : 08/10/2013



Statement Showing Shareholding Pattern

Table (I)(a)

Category of Shareholder	Number of Shareholders	Total Number Of Shares	Number of Total Shareholding as a percentage of total number of Shares held in Demutualised form		As a Percentage of (A+B) (VI)	As a Percentage of (A+B+C) (VII)	Number of Shares otherwise encumbered (VIII)	Percentage of (VIII)/(V) *100 (IX)
			Number of Shares	Percentage of total number of shares				
(I)	(II)	(III)	(IV)	(V)	(VI)	(VII)	(VIII)	(IX)
(h) QUALIFIED FOREIGN INVESTOR	0	0	0	0.0000	0.0000	0	0	0.00
(i) ANY OTHERS (Specify)	0	0	0	0.0000	0.0000	0	0	0.00
SUB-TOTAL (B)(1) :	1	3838015	3838015	14.5959	14.5959	0	0	0.00
D.2. Non-institutions								
(a) BODIES CORPORATE	272	851128	854128	3.2508	3.2508	0	0	0.00
(b) INDIVIDUAL								
(i) CAPITAL UP TO Rs. 1Lakh	14224	2562048	2401352	9.7510	9.7510	0	0	0.00
(ii) CAPITAL GREATER THAN Rs. 1Lakh	42	1766037	1766037	6.7214	6.7214	0	0	0.00
(c) QUALIFIED FOREIGN INVESTOR	0	0	0	0.0000	0.0000	0	0	0.00
(d) ANY OTHERS (Specify)								
(i) TRUSTS	5	493	493	0.0019	0.0019	0	0	0.00
(ii) CLEARING MEMBER	28	10130	10130	0.0386	0.0386	0	0	0.00
(iii) DIRECTORS / RELATIVES	0	0	0	0.0000	0.0000	0	0	0.00
(iv) EMPLOYEE	0	0	0	0.0000	0.0000	0	0	0.00
(v) NON RESIDENT INDIANS (NRDI)	56	105732	105732	0.4024	0.4024	0	0	0.00
(vi) OVERSEAS BODIES CORPORATES	1	50000	0	0.1903	0.1903	0	0	0.00
(vii) UNCLAIMED SUSPENSE ACCOUNT	0	0	0	0.0000	0.0000	0	0	0.00
SUB-TOTAL (B)(2) :	14628	5348568	5137872	20.3564	20.3564	0	0	0.00
Total Public Shareholding	14629	9183883	8972887	34.9522	34.9522	0	0	0.00
(B)-(B)(1) - (B)(2)	14648	26274667	26065371	100.0000	100.0000	0	0	0.00
Total (A) + (B) :								
(C) Shares held by Custodians and against which Depository Receipts have been issued								
(i) Promoter and Promoter Group	0	0	0	0.0000	0.0000	0	0	0.00
(ii) Public	0	0	0	0.0000	0.0000	0	0	0.00
SUB-TOTAL (C)(1) :	0	0	0	0.0000	0.0000	0	0	0.00



Grand Total (A) + (B) + (C) 14648 28274657 24063971 100 100,0000 0 0.00

NOTES:
1) NAME, NUMBER OF SHARES HELD & PERCENTAGE OF ENTITIES / PERSONS HOLDING MORE THAN 1% OF THE TOTAL SHARES OF THE COMPANY IS AS PER ANNEXURE

(B)(b)

Statement showing holding of securities (including shares, warrants, convertible securities) of persons belonging to the category "Promoter and Promoter Group"

Sl.No	Name of the Shareholder	Total shares held		Emmbered shares (*)		Details of warrants					Details of convertible securities			Total shares (including underlying shares assuming full conversion of warrants and convertible securities) as a % of diluted share capital
		Number of shares (A)+(B)+(C)	As a % of grand total (A)+(B)+(C)	Number	As a percentage (A)+(B)+(C) of sub-class (1)(a)	Number of warrants held (1)(a)	As a % of total number of warrants of the same class	Number of securities held	As a % of total convertible securities	Number of convertible securities of the same class	As a % of total convertible securities			
(i)	(ii)	(iii)	(iv)	(v)	(vi)=(v)/(iii)* 100	(vii)	(viii)	(ix)	(x)	(xi)	(xii)	(xiii)		
1	SURINDER ARORA	2820152	10.7134	0	0.00	0.00	0	0	0	0	0	0		
2	ASHOK KUMAR ARORA	2742418	10.4375	0	0.00	0.00	0	0	0	0	0	0		
3	ASHWANI ARORA	2723152	10.3642	0	0.00	0.00	0	0	0	0	0	0		
4	RAGHUVESH HOLDINGS PRIVATE LIMITED	2275524	8.6598	0	0.00	0.00	0	0	0	0	0	0		
5	VJAY KUMAR ARORA	1606520	6.1136	0	0.00	0.00	0	0	0	0	0	0		
6	GIROUCHARAN DASS ARORA	1579932	5.9903	0	0.00	0.00	0	0	0	0	0	0		
7	VJAY KUMAR ARORA	1117964	4.2549	0	0.00	0.00	0	0	0	0	0	0		
8	GIROUCHARAN DASS ARORA	1109520	4.2228	0	0.00	0.00	0	0	0	0	0	0		
9	PARVESH RANI	680000	2.5880	0	0.00	0.00	0	0	0	0	0	0		
10	VANDANA ARORA	104000	0.3955	0	0.00	0.00	0	0	0	0	0	0		
11	MUNISH KUMAR ARORA	64506	0.2450	0	0.00	0.00	0	0	0	0	0	0		
12	GIROUCHARAN DASS ARORA	63534	0.2310	0	0.00	0.00	0	0	0	0	0	0		
13	ADITYA ARORA	63534	0.2310	0	0.00	0.00	0	0	0	0	0	0		
14	ABHINAV ARORA	63334	0.2310	0	0.00	0.00	0	0	0	0	0	0		
15	RANJU ARORA	39534	0.1505	0	0.00	0.00	0	0	0	0	0	0		
16	VANJET ARORA	16000	0.0609	0	0.00	0.00	0	0	0	0	0	0		
17	GIJESALAN ARORA	12666	0.0482	0	0.00	0.00	0	0	0	0	0	0		
18	ANITA ARORA	8734	0.0332	0	0.00	0.00	0	0	0	0	0	0		
19	SANSHI ARORA	7000	0.0266	0	0.00	0.00	0	0	0	0	0	0		
TOTAL:		17091084	65.0478	0	0.00	0.0000	0	0	0	0	0	0		

PRINTED ON: 08/10/2013

PAGE NO: 1



(f)(g)(i) Statement showing holding of securities (including shares, warrants, convertible securities) of persons belonging to the category "Public" and holding more than 1% of the total number of shares.

Sr.No	Name of the shareholder	Number of shares	Shares as a percentage of total number of shares (i.e. Grand Total (A) + (B) + (C) indicated in Statement at para (f) (a) above)	Details of warrants		Details of convertible securities		Total shares (including underlying shares assuming full conversion of warrants and convertible securities) as a % of diluted share capital
				Number of warrants	As a % total number of warrants of the same class	Number of securities held	% w.r.t. total number of convertible securities of the same class	
1	INDIA AGRRI BUSINESS FUND LTD	3835015	14.5959	0	0	0	0	0
TOTAL:		3835015	14.5959	0	0	0	0	0

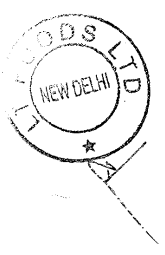
Printed Date : 08/10/2013

PAGE NO : 1

(f)(g)(ii) Statement showing holding of securities (including shares, warrants, convertible securities) of persons (together with PAC) belonging to the category "Public" and holding more than 5% of the total number of shares of the company.

SR.NO	Name	Number of Shares	Per	Details of warrants		Details of convertible securities		Total shares (including underlying shares assuming full conversion of warrants and convertible securities) as a % of diluted share capital
				Number of warrants held	As a % total number of warrants of the same class	Number of securities held	% w.r.t. total number of convertible securities of the same class	
1	INDIA AGRRI BUSINESS FUND LTD	3835015	14.5959	0	0	0	0	0
TOTAL:		3835015	14.5959	0	0	0	0	0

Printed Date : 08/10/2013



(1)(d)

Statement showing details of Locked-in shares

AS ON : 30/09/2013

Sr.No	Name of the shareholder	Number of locked-in shares	Locked-in shares as a percentage of total number of shares {i.e. Grand Total (A)+(B)+ (C) indicated in Statement at para (1)(a) above}	Promoter / Promoter Group / Public
1				
TOTAL:				

(1)(e)

Statement showing details of Depository Receipts (DRs)

Sr.No	Type of Outstanding DR (ADRs,GDRs,SDRs etc.)	No of Outstanding DRs	No of Shares underlying outstanding DRs	Shares underlying outstanding DRs as a Percentage of total number of shares {i.e Grand Total (A)+(B) + (C) indicated in statement at para(1) (a) above}
1	GDRs			
TOTAL:				

(1)(f) Statement showing holding of Depository Receipts (DRs), where underlying shares held by promoter / promoter group are in excess of 1% of the total number of shares.

Sr.No	Name of the DR Holder	Type of Outstanding DR (ADRs,GDRs,SDRs etc.)	No of Shares underlying outstanding DRs	Shares underlying outstanding DRs as a Percentage of total number of shares {i.e Grand Total (A)+(B)+(C) Indicated in statement at Para (1) (a) above}
1				
TOTAL:				

Print Date : 08/10/2013

Page 6 of 6

